

## SHELF NICHE INOX

**DESCRIPTION:** 12-inch niche shelf that requires no drilling or perforations for installation, preserving the waterproofing of the niche and walls. It is installed in the grout joint between tiles and requires a gap of at least 5/32 inches (4 mm).

**USE:** Shelf for wet areas such as bathrooms and kitchens.

**MANUFACTURER:** GURU USA L.L.C.

### REFERENCES:


REF.	DESCRIPTION	MODEL	FINISH
IMU0401	SHELF NICHE	CROSS	INOX BRUSHED
IMU0402	SHELF NICHE	CROSS	DARK
IMU0403	SHELF NICHE	CROSS	GOLD
IMU0404	SHELF NICHE	CROSS	NICKEL

REF.	DESCRIPTION	MODEL	FINISH
IMU0411	SHELF NICHE	LINE	INOX BRUSHED
IMU0412	SHELF NICHE	LINE	DARK
IMU0413	SHELF NICHE	LINE	GOLD
IMU0414	SHELF NICHE	LINE	NICKEL

Cross Inox Brushed



Cross Gold



Line Inox Brushed



Line Gold



Cross Dark



Cross Nickel



Line Dark



Line Nickel

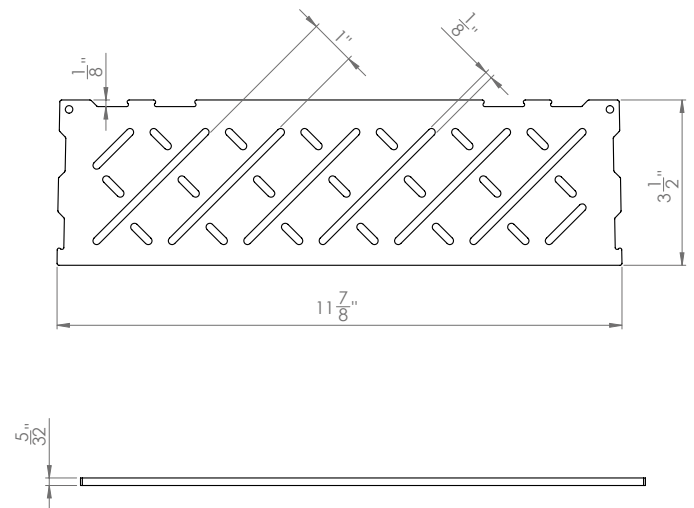
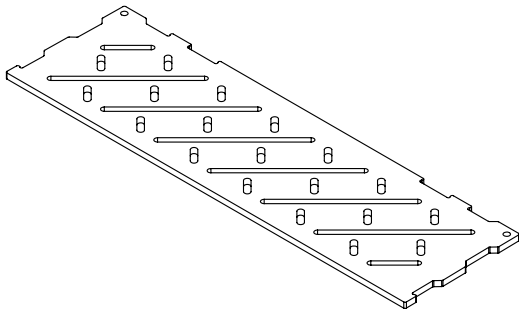


### FEATURES:

PROPERTY	UNIT	VALUE
Dimensions	In	11 <sup>7</sup> / <sub>8</sub> x 3 <sup>1</sup> / <sub>2</sub> x <sup>5</sup> / <sub>32</sub> (301 x 88 x 4 mm)
Material	-	Marine Grade Stainless Steel - AISI316
Maximum center load	lbs	66

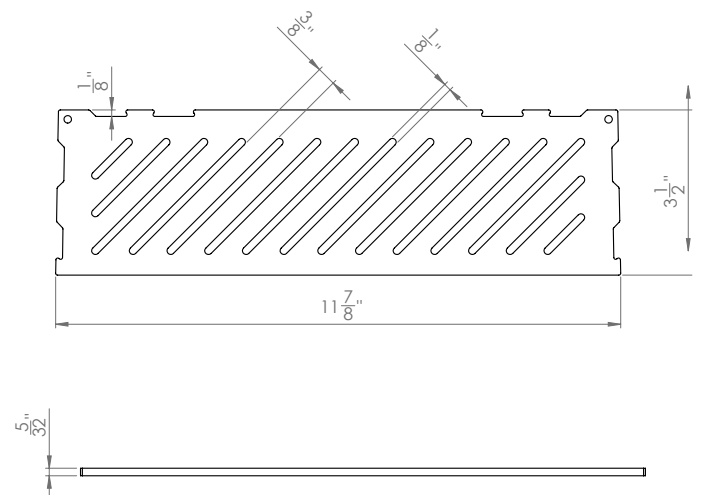
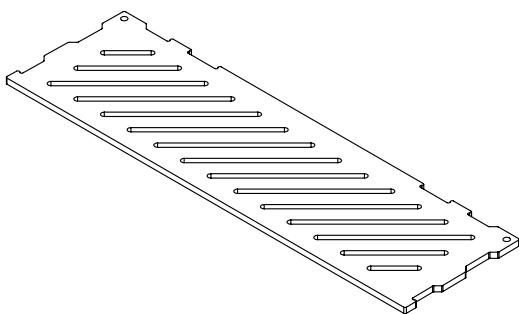
## TECHNICAL DRAWINGS:

### SHELF NICHE CROSS



Measures in inches

### SHELF NICHE LINE



Measures in inches